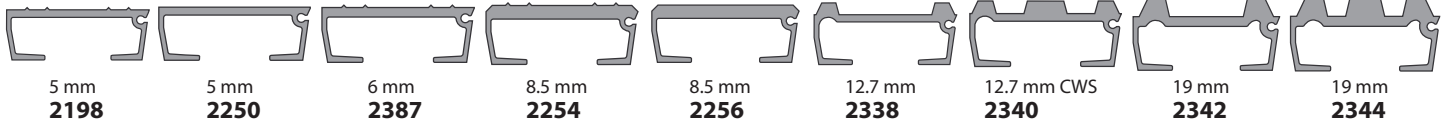


# KEITH WALKING FLOOR Europe

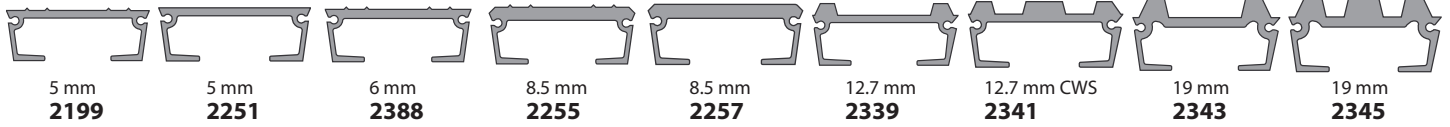
## FLOORING AND COMPONENTS

### 97 mm SLATS WITH 1218 SEAL

#### Single Seal



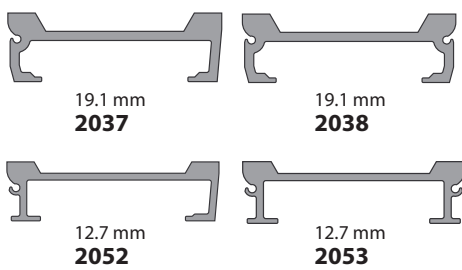
#### Double Seal



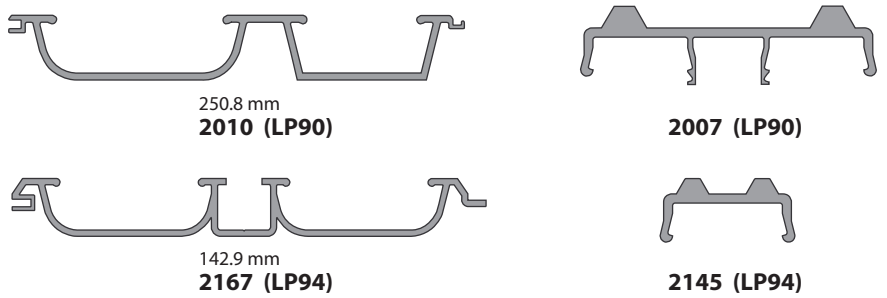
### 6" SLATS WITH 1207 SEAL

#### Single Seal

#### Double Seal



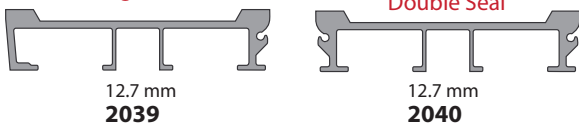
### LP90 OR LP94 SUB-DECK & SLATS



### 185.4 mm SLATS WITH 1207 SEAL

#### Single Seal

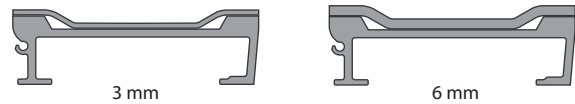
#### Double Seal



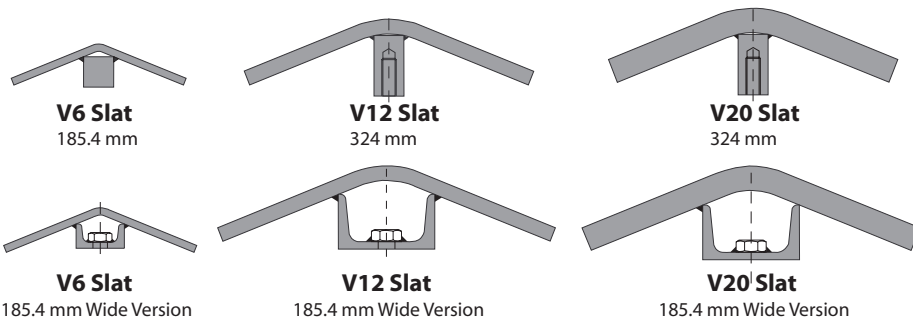
### STEEL INLAY FOR 2052

#### Single Seal

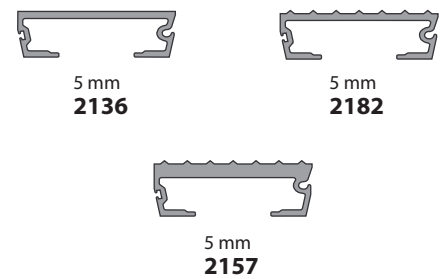
#### Double Seal



### STEEL V-FLOOR® SYSTEM COMPONENTS STATIONARY APPLICATIONS

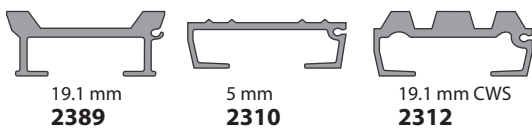


### 97 mm SLAT WITH 1207 & 1300 SEAL

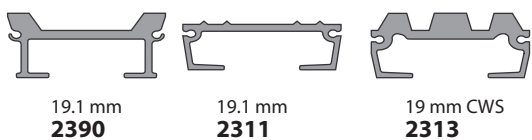


### 97 mm SLAT WITH 1207 OR 1212 SEAL

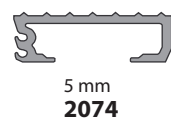
#### Single Seal



#### Double Seal

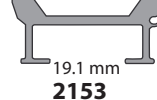


### 97 mm SLAT WITH 1207 & 1205 SEAL

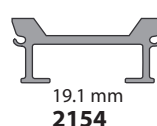


### 92.7 mm SLAT WITH 1207 OR 1205 SEAL

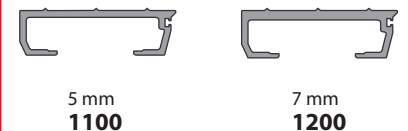
#### Single Seal



#### Double Seal



### 92.7 mm SLAT WITH 2624 SEAL



### 92.7 mm SLAT

